

Monthly Report *August 2021*

Foreign Exchange and Derivatives Statistics

This report presents statistics on foreign exchange and currency derivatives operations carried out by the Formal Exchange Market (FEM) with non-bank domestic counterparties and the Foreign Sector. It contains data to August 2021 and only considers domestic currency vis-a-vis foreign currency for both turnover and outstanding figures. Definitions and more detailed disaggregations of the series contained in this report are available at the **Statistical Database of the Central Bank of Chile**.

Contact: <https://contactocentral.bcentral.cl/>

Derivatives. Amounts outstanding by counterparty (millions of US dollars)

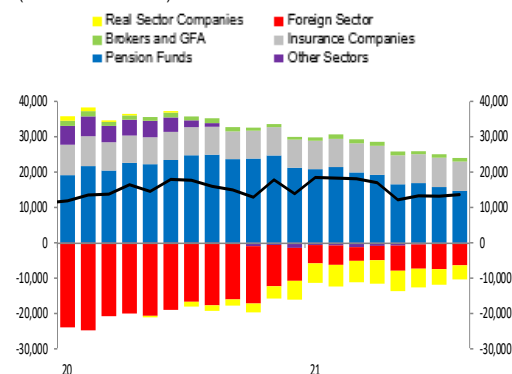
Foreign Sector	\$	-6,183
Real Sector	\$	-3,989
Pension Funds	\$	14,674
Insurance Companies	\$	8,308
Brokers and GFA	\$	1,014
Other Sectors	\$	-189
Total	\$	13,635

Derivatives market, net amounts outstanding

At the end of August, the Formal Exchange Market net long position registered US\$13,635 million, a US\$506 million increase on the previous month. (Chart 1 and annex).

Reductions were noted in the Foreign Sector and Real Sector short positions by US\$1,042 and US\$556 million, respectively, reaching totals of US\$6,183 and US\$3,989 million.

Chart 1: Derivatives, amounts outstanding by counterparty.
(millions of US dollars)



Source: Central Bank of Chile.

Derivatives turnover by counterparty (millions of US dollars)

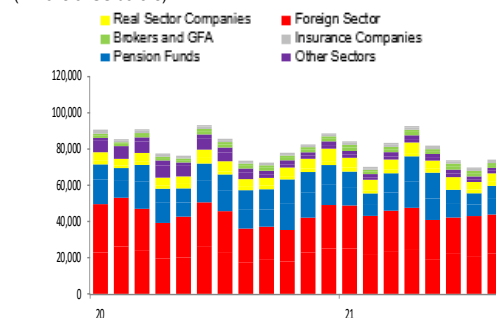
Foreign Sector	\$	43,833
Real Sector	\$	6,918
Pension Funds	\$	15,822
Insurance Companies	\$	1,648
Brokers and GFA	\$	2,679
Other Sectors	\$	3,009
Total	\$	73,909

Derivatives market, turnover

During the month, foreign currency derivatives turnover reached US\$73,909 million which was an increase of US\$4,390 million compared to the previous month (Chart 2).

This was mainly explained by higher activity with Pension Funds, the Foreign Sector and Real Sector of US\$3,251, US\$844 and US\$672 million, respectively.

Chart 2: Derivatives turnover by counterparty.
(millions of US dollars)



Source: Central Bank of Chile.

Spot turnover by counterparty (millions of US dollars)

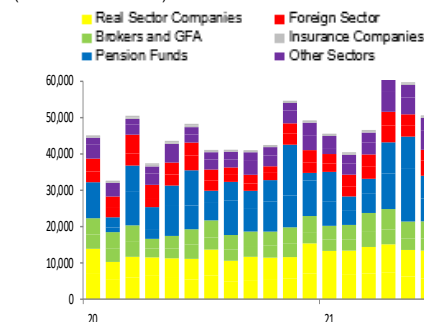
Foreign Sector	\$	4,655
Real Sector	\$	13,326
Pension Funds	\$	5,856
Insurance Companies	\$	444
Brokers and GFA	\$	5,997
Other Sectors	\$	9,255
Total	\$	39,532

Spot market, turnover

In August, spot turnover reached US\$39,532 million, US\$3,188 million less than that registered in July (Chart 3).

The lower activity was due to decreased transactions in almost all sectors, and particularly with Pension Funds and the Foreign Sector of US\$1,752 and US\$1,018, respectively.

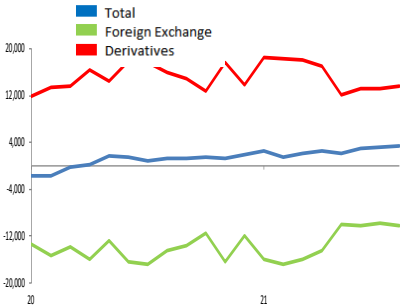
Chart 3: Spot turnover by counterparty.
(millions of US dollars)



Source: Central Bank of Chile.

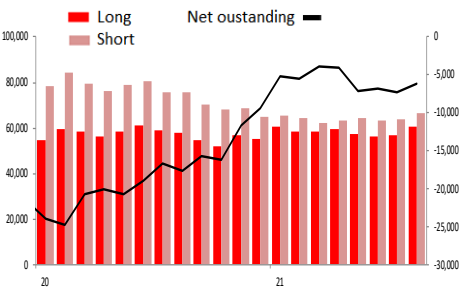
Annex

Net amounts outstanding (spot plus derivatives) of the Formal Exchange Market
(millions of US dollars)



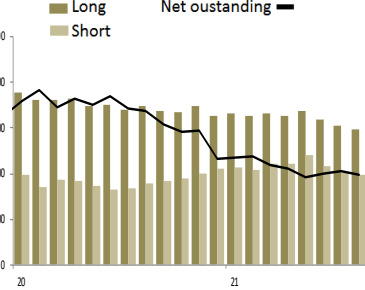
[View extended series](#)

Derivatives. Net amounts outstanding of the Formal Exchange Market with Foreign Sector
(millions of US dollars)



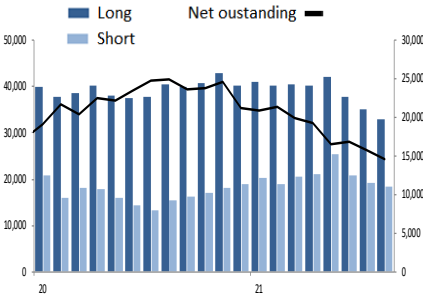
[View extended series](#)

Derivatives. Net amounts outstanding of the Formal Exchange Market with Local Counterparties
(millions of US dollars)



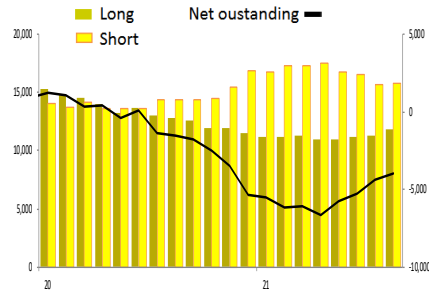
[View extended series](#)

Derivatives. Net amounts outstanding of the Formal Exchange Market with Pension Funds
(millions of US dollars)



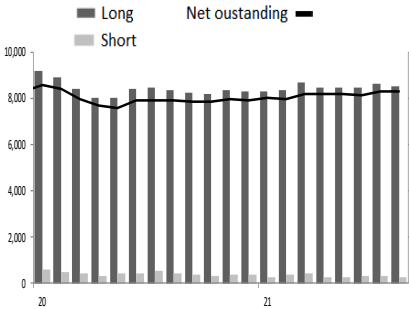
[View extended series](#)

Derivatives. Net amounts outstanding of the Formal Exchange Market with Real Sector Companies
(millions of US dollars)



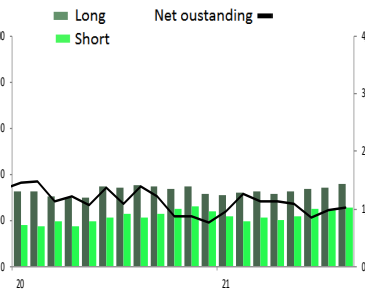
[View extended series](#)

Derivatives. Net amounts outstanding of the Formal Exchange Market with Insurance Companies
(millions of US dollars)



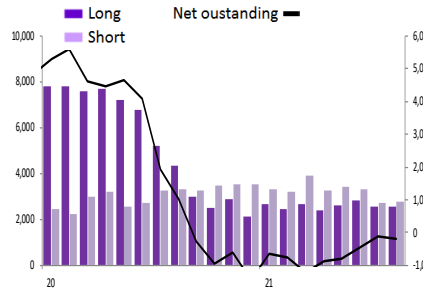
[View extended series](#)

Derivatives. Net amounts outstanding of the Formal Exchange Market with Brokers and GFA
(millions of US dollars)



[View extended series](#)

Derivatives. Net amounts outstanding of the Formal Exchange Market with Other Sectors
(millions of US dollars)



[View extended series](#)

Foreign Exchange and Derivatives Statistics Report Glossary

Notes:

- 1) The Central Bank of Chile collects information on spot transactions and derivatives contracts carried out by banking companies and other institutions within the Formal Exchange Market (FEM), with both local and foreign counterparties, as established in Chapters I and IX of the Compendium of International Exchange Regulations.
- 2) Monthly figures are revised with a lag of three months and 23 days, which means published figures for the last three months are provisional and subject to revision.

Glossary:

- **Brokers and Securities Intermediaries:** brokers and other securities intermediaries supervised by the Comisión para el Mercado Financiero (CMF).
- **Foreign Sector:** non-Chilean resident counterparties.
- **Formal Exchange Market:** corresponds to banks and other entities or persons authorized to be part of this market, which are outlined in Chapter III of the Compendium of International Exchange Regulations of the Central Bank of Chile.
- **General Fund Administrators:** investment funds administered by general fund administrators which are supervised by the CMF.
- **Insurance Companies:** general purpose and life insurance companies which are supervised by the Chilean securities regulator (CMF).
- **Other Sectors:** households, government, the Central Bank of Chile and any other financial company not considered among the classifications already disclosed. In the case of the Central Bank, foreign exchange intervention and liquidity management programs are considered, either through spot purchase / sale operations of foreign currency, FX Swaps, Swaps and FX Forwards, among others.
- **Pension Funds:** funds administered by Pension Fund Administrators (Administradoras de Fondos de Pensiones or AFPs) registered with the Chilean Pensions Supervisor.
- **Real Sector Companies:** considers both public and private companies. Also includes parent companies that exercise control over their subsidiaries.
- **Net amount outstanding:** the net notional stock of all outstanding contracts at the end of the period. It considers all currency derivatives instruments used by the Formal Exchange Market (FEM) with the most common being forwards, FX swaps, cross-currency swaps and options. Net refers to the netting between the long and short positions, where a positive sign indicates that the FEM holds a net long foreign currency position while a negative sign indicates that the FEM holds a net short foreign currency position, against the relevant counterparty sector.
- **Long position:** outstanding commitments to purchase foreign currency with domestic currency (Chilean peso and Unidad de Fomento) by the FEM with the indicated counterparty sector at the end of the period.
- **Short position:** outstanding commitments to sell foreign currency and receive domestic currency (Chilean peso and Unidad de Fomento) by the FEM with the indicated counterparty sector at the end of the period.
- **Interbank position:** outstanding commitments to purchase foreign currency with domestic currency (Chilean peso and Unidad de Fomento) between the FEM institutions at the end of the period, also known as long positions. Only long positions are considered in order to avoid double counting due to double-sided reporting.
- **Total turnover:** includes new purchases and sales of foreign currency against domestic currency (Chilean pesos and Unidad de Fomento) by the FEM with the indicated counterparty sector during the period.
- **Derivatives turnover:** considers all newly committed derivatives contracts (flows) in notional amounts during the defined period of time by the FEM. It considers all instruments used by the FEM with the most common being forwards, FX Swaps, cross-currency swaps and options. Only considers local currency (Chilean pesos and Unidad de Fomento) against foreign currencies.
- **Spot turnover:** includes all spot transactions (flows) during the defined period of time by the FEM. Only considers local currency (Chilean pesos and Unidad de Fomento) against foreign currencies.

Report charts:

(C1): Derivatives net amounts outstanding, by counterparty: Total net positions by counterparty sector, at the end of the period. If its value is positive, it means that the Formal Exchange Market (FEM) has net future purchase commitments of foreign currency with that particular sector. On the other hand, if its value is negative the FEM has promises of net sale of foreign currency. The Net amount outstanding is presented on the right axis of the chart.

(C2): Derivatives turnover by counterparty: Total purchase and sale contracts signed by the FEM with the different counterparties. The positive axis identifies the purchase contract subscriptions and the negative axis the foreign currency sales contract subscriptions.

(C3) Spot turnover by counterparty: Total purchase and sale traded by the FEM with the different counterparties for the period. Purchases of foreign currency are identified on the positive axis and sales on the negative axis.

Further information in ["Publicación de Estadísticas Cambiarias del Banco Central de Chile"](#) by G. Acharan and J.M.Villena, corresponding to the Series of Statistical Economic Studies, No. 86, Central Bank of Chile, April 2011.

This document is prepared by the Statistics Division.